

iCONEC® Structured Fiber Optic Cabling Solutions

▶ iCONEC® Fiber Optic Distribution System

G1 Fiber Optic Patch Panel
G2 Fiber Optic Patch Panel
SDF Rack-mounted Fiber Optic
Patch Panel
SDF Module
SDF Adapter Panel

▶ iCONEC® Fiber Optic Patch Cords and Pigtails

Dual-core Uniboot Patch Cord
LC Duplex Multimode Optical Fiber
Patch Cord
LC Duplex Single-mode Optical Fiber
Patch Cord
Pigtail

▶ iCONEC® Coupler

▶ iCONEC® Indoor Fiber Optic Cables

Indoor Fiber Optic Cables ≤24 Cores
Indoor Optical Fiber Cables >36 Cores

▶ iCONEC® Indoor Fiber Optic Cables

iCONEC-OCTA
iCONEC-OCTAZ
iCONEC-OCTS
iCONEC-OCTSZ
iCONEC-OCTN
iCONEC-OCTNZ
iCONEC-OCTQ
iCONEC-OCCK



iCONEC® Fiber Optic Distribution System

G1 Fiber Optic Patch Panel

Applications


The G1 fiber optic patch panel adopts a standard 19-inch rack-mounted design, mainly used for optical connection and distribution management in building low voltage rooms, the overall equipment room, and EDA, HDA and other areas of the data center that is splicing-type.

Characteristics

- 1U height, standard 19-inch installation
- Use couplers, and have a maximum capacity of 48 cores
- 12-core, 24-core, 48-core and other versions are available.
- The front panel can be removed as a whole and pulled out
- High-quality cold-rolled steel plate whose surface is sprayed with plastic
- Load a variety of connectors such as LC, FC, ST, SC, etc.
- Box coating materials comply with RoHs 2.0
- The box meets the requirements of 24H hydrochloric acid experiment.

Complied Standards

- Comply with the relevant provisions of YD-778.
- Comply with the relevant provisions of GB2423.17.



Main Technical Parameters

Content	Technical Index
Product Size	482.6mm*251.5mm*44.4mm
Weight	3.5 kg
Height	1U
Color	Black (RAL9005)
Adapter	Fully equipped (with LC 48-core, SC 24-core) on delivery
Accessory configuration	Pyrocondensation protective tube (one for each core), 6 cable ties and 2 wire trimming rings

Product Model


Product Model	Product Description
iCONEC-OfGSSLS01	1U 24-core telescopic-type fiber optic patch panel with simplex SC single-mode coupler and fiber splice tray
iCONEC-OfGSSLM01	1U 24-core telescopic-type fiber optic patch panel with simplex SC multi-mode coupler and fiber splice tray
iCONEC-OfTLSLS01	1U 48-core telescopic-type fiber optic patch panel with duplex LC single-mode coupler and fiber splice tray
iCONEC-OfGLSLM01	1U 48-core telescopic-type fiber optic patch panel with duplex LC multi-mode coupler and fiber splice tray
iCONEC-OfTSLSM01	1U 24-core telescopic-type fiber optic patch panel with simplex SC single-mode coupler and fiber splice tray
iCONEC-OfTSSLM01	1U 24-core telescopic-type fiber optic patch panel with simplex SC multi-mode coupler and fiber splice tray
iCONEC-OfTSLSL01	1U 24-core telescopic-type fiber optic patch panel with duplex LC single-mode coupler and fiber splice tray
iCONEC-OfTSLSM01	1U 24-core telescopic-type fiber optic patch panel with duplex LC multi-mode coupler and fiber splice tray
iCONEC-OfPLSL01	1U 12-core telescopic-type fiber optic patch panel with duplex LC single-mode coupler and fiber splice tray
iCONEC-OfPLSLM01	1U 12-core telescopic-type fiber optic patch panel with duplex LC multi-mode coupler and fiber splice tray
iCONEC-OfPFSL01	G1 rack-mounted fiber optic patch panel/1U/telescopic-type/12 core fusion/including 12FC small-d single-mode adapters/12 adapter hole plugs/1 24 core fiber splice tray
iCONEC-OfTFSL01	G1 rack-mounted fiber optic patch panel/1U/telescopic-type/e/24 core fusion/including 24 FC small-d single-mode adapters/1 24 core fiber splice tray
iCONEC-OfPFSLM01	G1 rack-mounted fiber optic patch panel/1U/telescopic-type/12 core fusion/including 12FC small-d multi-mode adapters/12 adapter hole plugs/1 24 core fiber splice tray
iCONEC-OfTFSLM01	G1 rack-mounted fiber optic patch panel/1U/telescopic-type/e/24 core fusion/including 24 FC small-d multi-mode adapters/1 24 core fiber splice tray
iCONEC-OfTTFCS01	Fiber optic patch panel/1U/24 core fusion/including 24 ST small-d single-mode adapters/1 24 core fiber splice tray

Remarks: In case of special requirements of customers, design and customization can be carried out according to specific requirements.

G2 Fiber Optic Patch Panel

Applications

The G2 fiber optic patch panel adopts a standard 19-inch rack-mounted design, mainly used for optical connection and distribution management in building low voltage rooms, the overall equipment room, and EDA、HDA and other areas of the data center that is splicing-type.



Characteristics

- 1U height, 2 slots, standard 19-inch installation
- Sliding pull-out, with adapter panels, maximum capacity of 48 cores
- Cold-rolled steel plate whose surface is sprayed with plastic
- Load a variety of connectors such as LC, FC, ST, SC, etc.
- Box coating materials comply with RoHS 2.0
- The box meets the requirements of 24H hydrochloric acid experiment.

Complied Standards

- Comply with the relevant provisions of YD-778.
- Comply with the relevant provisions of GB2423.17.

Main Technical Parameters

Content	Technical Index
Product Size	482.6mm*413.4mm*44mm
Weight	5.5 kg
Height	1U
Color	Blue (RAL5015)
Adapter	The adapter panel should be purchased separately (12-core, 24-core).
Accessory configuration	Pyrocondensation tubes (one for each core), 6 cable ties, 6 hook & loop fasteners and 4 wire trimming rings
Front panel	Equipped with the front wiring management baffle, wire management rings and wire-out ports on both sides

Product Model

Product Model	Product Description
iCONEC-OfGPSUS06	G2 Fiber Optic Patch Panel, SC Simplex Adapter Panel, 12-Core Single Mode
iCONEC-OfGPSUM06	G2 Fiber Optic Patch Panel, SC Simplex Adapter Panel, 12-Core Multi-Mode
iCONEC-OfGPDUS06	G2 Fiber Optic Patch Panel, LC Duplex Adapter Panel, 12-Core Single Mode
iCONEC-OfGPDUM06	G2 Fiber Optic Patch Panel, LC Duplex Adapter Panel, 12-Core Multi-Mode
iCONEC-OfGPSUS12	G2 Fiber Optic Patch Panel, SC Duplex Adapter Panel, 24-Core Single Mode
iCONEC-OfGPSUM12	G2 Fiber Optic Patch Panel, SC Duplex Adapter Panel, 24-Core Multi-Mode
iCONEC-OfGPDUS12	G2 Fiber Optic Patch Panel, LC Duplex Adapter Panel, 24-Core Single Mode
iCONEC-OfGPDUM12	G2 Fiber Optic Patch Panel, LC Duplex Adapter Panel, 24-Core Multi-Mode
iCONEC-OfHDSL01	G2 Fiber Optic Patch Panel, 1U, 2-vacancy empty frame, with fiber splice trays, the maximum capacity of 48 cores
iCONEC-OfGP00	G2 Fiber Optic Patch Panel Blind Plate
iCONEC-OfGPFUS12	G2 adapter panel / 12 port / single mode / FC adapter

Remarks: In case of special requirements of customers, design and customization can be carried out according to specific requirements.

SDF Rack-mounted Fiber Optic Patch Panel

According to the demand of structured cabling construction for buildings and campuses, YOFC introduces iCONEC® SDF rack-mounted fiber optic patch panel into which MTP plug-and-play modules can be integrated as needed. The high-density and modular design is economical and can reduce the number of patch panels to be installed, saving rack space.

Applications

- Main cross-connection, intermediate cross-connection and the connection between telecommunication devices.
- The installation of racks or equipment cabinets adopts high-density optical cables that have a large number of cores for cross-connection.

Characteristics

- Modular design and 19-inch rack installation make it convenient for later expansion
- High-density design. 1U/4U can accommodate 72/288 cores (LC adapter) or 216/864 cores (MTP adapter)
- Multiple optical cable incoming positions and patch cord exits for easy operation and management
- The durable front door made of organic glass for easy inspection and maintenance.
- New extended deep structure provides sufficient operating space
- Meet TIA/EIA 604-5-D-2007, IEC61754-7-2008 series standards



Product Model

Product Model	Product Description
iCONEC-OFSDFC01	SDF Rack-mounted Fiber Optic Patch Panel (empty)/1U/Fixed Cabinet/Max 3 SDF Series MTP-DLC Modules/Panel/Blind Plates/Max 72-Core (DLC)
iCONEC-OFSDFB01	SDF Rack-mounted Fiber Optic Patch Panel (empty)/1U/Cable Tray Hoisting Fixed/Max 3 SDF Series MTP-DLC Modules/Panel/Blind Plates/Max 72-Core (DLC)
iCONEC-OFSDFC04	SDF Rack-mounted Fiber Optic Patch Panel (empty)/4U/Fixed Cabinet/Max 12 SDF Series MTP-DLC Modules/Panel/Blind Plates/Max 288-Core (DLC)
iCONEC-TRAY24	24-core fiber splice tray regular type / overall dimension 223 * 107 * 12mm / installation hole spacing 150mm

Remarks: In case of special requirements of customers, design and customization can be carried out according to specific requirements.

SDF Module

The iCONEC® SDF MPO/MTP plug-and-play module has built-in branching patch cords, which is used to split 12-core MPO/MTP connectors at the terminal of trunk cables into single-core or dual-core connectors. Single-core or dual-core LC/SC adapters are located at the front end of the module with one or two MPO/MTP adapters on its back. The built-in branching patch cords connect the front LC adapters to the back MPO/MTP adapters. The module can be conveniently installed in the iCONEC® SDF rack-mounted fiber optic patch panel.

Applications

- Used for the modular installation of the iCONEC® SDF rack-mounted fiber optic patch panel. The patch cords that lead the trunk cables to electronic devices or customers' telecommunications outlets can provide terminal connection to realize structured cabling between trunk cables and the distribution area.

Characteristics

- Factory pre-termination, 100% tested to ensure transmission performance
- Modular design is ready for later capacity expansion
- Reasonable optical fiber route to minimize structures and ensure fibre bending radius
- Fast configuration and networking to reduce on-site installation time.
- Rapid upgrading to support parallel transmission system applications
- Meet TIA/EIA 604-5-D-2007, IEC61754-7-2008 series standards

Product Model

Product Model	Product Description
iCONEC-OFSMTUMDE24	SDF Module/2*12-Core MTP to 12D LC/G.657.A2
iCONEC-OFSMTUMDA24	SDF Module/2*12-Core MTP-12D LC/BI-OM3
iCONEC-OFSMTUMDN24	SDF Module/2*12-Core MTP-12D LC/BI-OM4
iCONEC-OFSMTUMDD24	SDF Module/2*12-Core MTP-12D LC/BI-OM5
iCONEC-OFSMTUMDE12	SDF Module/1*12-Core MTP to 6D LC/G657.A2
iCONEC-OFSMTUMDA12	SDF Module/1*12-Core MTP-6D LC/BI-OM3
iCONEC-OFSMTUMDN12	SDF Module/1*12-Core MTP-6D LC/BI-OM4
iCONEC-OFSMTUMDD12	SDF Module/1*12-Core MTP to 6D LC, BI-OM5
iCONEC-OFSMPUMDE24	SDF Module/2*12-Core MTP to 12D LC/G657.A2



iCONEC-OFSPUMDA24	SDF Module/2*12-Core MPO-12D LC/BI-OM3
iCONEC-OFSPUMDN24	SDF Module/2*12-Core MPO-12D LC/BI-OM4
iCONEC-OFSPUMDD24	SDF Module/2*12-Core MPO-12D LC/BI-OM5
iCONEC-OFSPUMDE12	SDF Module/1*12-Core MTP to 6D LC/G.657.A2
iCONEC-OFSPUMDA12	SDF Module/1*12-Core MTP-6D LC/BI-OM3
iCONEC-OFSPUMDN12	SDF Module/1*12-Core MTP-6D LC/BI-OM4
iCONEC-OFSPUMDD12	SDF Module/1*12-Core MTP-6D LC/BI-OM5

Remarks: In case of special requirements of customers, design and customization can be carried out according to specific requirements.

SDF Adapter Panel

The iCONEC® adapter panel provides fast and effective port management for MPO/MTP or LC/SC connectors, and can realize MPO/MTP connector connections or connection management of LC/SC connectors. The 6-core, 8-core, 12-core, 24-core and 72-core products are available for supporting the use of the hardware products in iCONEC® solutions. And the panel is used in conjunction with on-site installed connectors, or for the cabling of pre-installed connectors directly from devices to interconnected hardware.

Applications

- Used for iCONEC® structured cabling solutions for buildings and campuses to enable the connection and deployment of patch cords and pigtails between equipment and within patch panels

Characteristics

- High-density port management. A single adapter panel can be configured with 12 LC ports and 6/8 SC adapter ports 6 ports for MPO/MTP adapters
- Clear connector coding marks
- Flexible structure, flexible selection of port configuration of adapters
- Suitable for various types of industrial standard adapter design
- Snap-on installation is convenient for construction
- Strictly tested to ensure quality
- Easily upgrade to 40/100G network without changing fiber management architecture
- Meet TIA/EIA 604-5-D-2007, IEC61754-7-2008 series standards

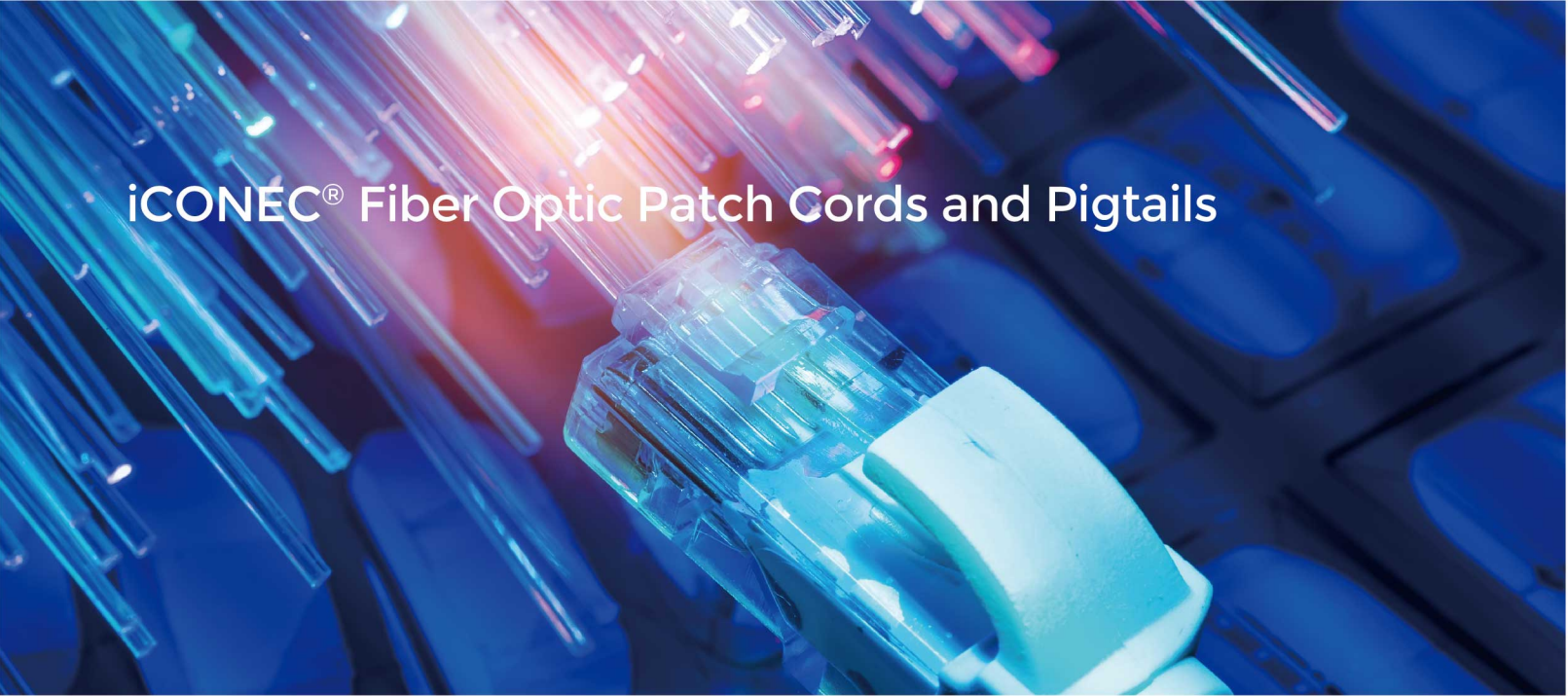


Product Model

Product Model	Product Description
iCONEC-OFSPDUM06	SDF adapter panel/6-port multi-mode duplex LC/aqua green
iCONEC-OFSPDUS06	SDF adapter panel/6-port single-mode duplex LC/blue
iCONEC-OFSPDUM12	SDF adapter panel/12-port multimode duplex LC/aqua green
iCONEC-OFSPDUS12	SDF adapter panel/12-port single-mode duplex LC/blue
iCONEC-OFSPSUM06	SDF adapter panel/6-port multimode simplex SC/aqua green
iCONEC-OFSPSUS06	SDF adapter panel/6-port single-mode simplex SC/blue
iCONEC-OFSPSUM12	SDF adapter panel/12-port multimode simplex SC/aqua green
iCONEC-OFSPSUS12	SDF adapter panel/12-port single-mode simplex SC/blue
iCONEC-OFSPFUS12	SDF adapter panel/12-port single-mode simplex FC
iCONEC-OFSPMT006	SDF adapter panel/6-port MTP adapter/black
iCONEC-OFSPMT008	SDF adapter panel/8-port MTP adapter/black
iCONEC-OFSPMP006	SDF adapter panel/6-port MPO adapter/black
iCONEC-OFSPMP008	SDF adapter panel/8-port MPO adapter/black
iCONEC-OFSP00	SDF blind plate
iCONEC-OFSGYFP	SDF patch panel outdoor cable fixture

Remarks: In case of special requirements of customers, design and customization can be carried out according to specific requirements.

iCONEC® Fiber Optic Patch Cords and Pigtails



Dual-core Uniboot Patch Cord

The dual-core Uniboot patch cord integrates two optical fibers into a 2.0mm or 3.0mm optical cable, increasing the cable management capability of the pre-terminated system

Applications

- Optical fiber connection between patch panels, connection between patch panels and peripheral equipment



Characteristics

- Use miniaturized circular 2-core optical cables
- Use duplex integrated tail sleeve connectors for easy construction
- Standard simplex/duplex LC connectors, SC/FC connectors that can be customized
- Factory pre-termination, 100% tested to ensure transmission performance
- Fast configuration and networking to reduce on-site installation time.
- Rapid upgrading to support parallel transmission system applications
- Cable length can be customized
- Outer sheath material is available in PVC, LSZH and other materials
- Optical cable materials meet OFNR and OFNP

Optical Fiber Performance

Fiber Type	Core/Cladding Dia. (µm)	Bandwidth (MHZ·km)	Wavelength (nm)	Max. Attenuation (dB/km)
G.657.A2	9/125	NA	1310/1550	0.35/0.21
BI OM3	50/125	2000	850/1300	2.4/0.6
BI OM4	50/125	4700	850/1300	2.4/0.6

LC Duplex Multimode Optical Fiber Patch Cord

Applications


Patch cord connection of terminal equipment in single-mode systems

Characteristics

- Insertion loss $\leq 0.2\text{dB}$; Return loss $\geq 55\text{dB}$
- Cable outer diameter $\leq 2.0\text{mm}$
- Operating temperature: $-20\text{ }^{\circ}\text{C}$ to $-60\text{ }^{\circ}\text{C}$
- Use G.657.A2 optical fiber
- The connector uses ceramic ferrule
- Varied kinds of length like 1m/2m/3m/5m/10m are available. It can also be tailored according to customers' needs.

Complied Standards

- Meet ANSI/TIA/EIA 568-C.3 and ISO/IEC 11801 standards
- Certified by Telcordia GR-326-CORE




LC Duplex Single-mode Optical Fiber Patch Cord

Applications

Patch cord connection of terminal equipment in single-mode systems

Characteristics

- Insertion loss $\leq 0.2\text{dB}$; Return loss $\geq 55\text{dB}$
- Cable outer diameter $\leq 2.0\text{mm}$
- Operating temperature: $-20\text{ }^{\circ}\text{C}$ to $-60\text{ }^{\circ}\text{C}$
- Use G.657.A2 optical fiber
- The connector uses ceramic ferrule
- Varied kinds of length like 1m/2m/3m/5m/10m are available. It can also be tailored according to customers' needs.



Complied Standards

- Meet ANSI/TIA/EIA 568-C.3 and ISO/IEC 11801 standards
- Certified by Telcordia GR-326-CORE

Pigtail

Applications

Optical systems that adopt fiber splicing method.

Characteristics

- LC, SC, FC and other types of pigtails are available.
- Outer diameter: 0.9mm
- Low smoke-intensity, halogen-free (LSZH) sheath
- Temperature: -20 °C to -60 °C

Complied Standards

- Meet ANSI/TIA/EIA 568-C.3 and ISO/IEC 11801 standards
- Certified by Telcordia GR-326-CORE
- Comply with the flame-retardant standard in IEC60332-1. Comply with IEC 60754- 2 in terms of gas emission, and IEC61034-2 in terms of halogen-free emission.



Product Model

Product Model	Product Description
Single-tube dual-core patch cord/outer diameter 2.0mm	
iCONEC-OP0DUDUEH21H-0020	iCONEC bending resistant single-mode single-strand dual-core patch cord/LC/UPC-LC/UPC/Φ2.0/LSZH/2m
iCONEC-OP0DUDUAM21H-0020	iCONEC bending resistant multi-mode multi-strand dual-core patch cord/LC/UPC-LC/UPC/BI-OM3/Φ2.0/LSZH/2m
iCONEC-OP0DUDUNM21H-0020	iCONEC bending resistant multi-mode multi-strand dual-core patch cord/LC/UPC-LC/UPC/BI-OM4/Φ2.0/LSZH/2m
iCONEC-OP0DUDUEH21R-0020	iCONEC bending resistant single-mode single-strand dual-core patch cord/LC/UPC-LC/UPC/Φ2.0/OFNR/2m
iCONEC-OP0DUDUAM21R-0020	iCONEC bending resistant multi-mode multi-strand dual-core patch cord/LC/UPC-LC/UPC/BI-OM3/Φ2.0/OFNR/2m
iCONEC-OP0DUDUNM21R-0020	iCONEC bending resistant multi-mode multi-strand dual-core patch cord/LC/UPC-LC/UPC/BI-OM4/Φ2.0/OFNR/2m
Double-strand (dual-core) patch cord/outer diameter 2.0mm/LSZH	
iCONEC-OPOSUSUEH22H-0020	iCONEC bending resistant single-mode dual-core patch cord/SC/UPC-SC/UPC/Φ2.0/LSZH/2m
iCONEC-OPOSUSUAM22H-0020	iCONEC bending resistant multi-mode dual-core patch cord/SC/UPC-SC/UPC/BI-OM3/Φ2.0/LSZH/2m
iCONEC-OPOSUSUNM22H-0020	iCONEC bending resistant multi-mode dual-core patch cord/SC/UPC-SC/UPC/BI-OM4/Φ2.0/LSZH/2m
iCONEC-OP0DUDUEH22H-0020	iCONEC bending resistant single-mode dual-core patch cord/LC/UPC-LC/UPC/Φ2.0/LSZH/2m
iCONEC-OP0DUDUAM22H-0020	iCONEC bending resistant multi-mode dual-core patch cord/LC/UPC-LC/UPC/BI-OM3/Φ2.0/LSZH/2m
iCONEC-OP0DUDUNM22H-0020	iCONEC bending resistant multi-mode dual-core patch cord/LC/UPC-LC/UPC/BI-OM4/Φ2.0/LSZH/2m
Single-core pigtail/outer diameter 0.9mm/LSZH	
iCONEC-OPOSU00EH09H-0010	iCONEC bending resistant single-mode single-core pigtail/SC/UPC/Φ0.9/LSZH/1m
iCONEC-OPOFU00EH09H-0010	iCONEC bending resistant single-mode single-core pigtail/FC/UPC/Φ0.9/LSZH/1m
iCONEC-OPOTU00EH09H-0010	iCONEC bending resistant single-mode single-core pigtail/ST/UPC/Φ0.9/LSZH/1m
iCONEC-OPOLU00EH09H-0010	iCONEC bending resistant single-mode single-core pigtail/LC/UPC/Φ0.9/LSZH/1m
iCONEC-OPOSU00BM09H-0010	iCONEC bending resistant multi-mode single-core pigtail/SC/UPC/OM2+/Φ0.9/LSZH/1m
iCONEC-OPOFU00BM09H-0010	iCONEC bending resistant multi-mode single-core pigtail/FC/UPC/OM2+/Φ0.9/LSZH/1m
iCONEC-OPOTU00BM09H-0010	iCONEC bending resistant multi-mode single-core pigtail/ST/UPC/OM2+/Φ0.9/LSZH/1m
iCONEC-OPOLU00BM09H-0010	iCONEC bending resistant multi-mode single-core pigtail/LC/UPC/OM2+/Φ0.9/LSZH/1m
iCONEC-OPOSU00AM09H-0010	iCONEC bending resistant multi-mode single-core pigtail/SC/UPC/BI-OM3/Φ0.9/LSZH/1m
iCONEC-OPOFU00AM09H-0010	iCONEC bending resistant multi-mode single-core pigtail/FC/UPC/BI-OM3/Φ0.9/LSZH/1m
iCONEC-OPOTU00AM09H-0010	iCONEC bending resistant multi-mode single-core pigtail/ST/UPC/BI-OM3/Φ0.9/LSZH/1m
iCONEC-OPOLU00AM09H-0010	iCONEC bending resistant multi-mode single-core pigtail/LC/UPC/BI-OM3/Φ0.9/LSZH/1m
iCONEC-OPOSU00NM09H-0010	iCONEC bending resistant multi-mode single-core pigtail/SC/UPC/BI-OM4/Φ0.9/LSZH/1m
iCONEC-OPOFU00NM09H-0010	iCONEC bending resistant multi-mode single-core pigtail/FC/UPC/BI-OM4/Φ0.9/LSZH/1m
iCONEC-OPOTU00NM09H-0010	iCONEC bending resistant multi-mode single-core pigtail/ST/UPC/BI-OM4/Φ0.9/LSZH/1m
iCONEC-OPOLU00NM09H-0010	iCONEC bending resistant multi-mode single-core pigtail/LC/UPC/BI-OM4/Φ0.9/LSZH/1m



iCONEC® Coupler

A fiber optic adapter is a component that connects two fiber optic connectors. The fiber is precisely positioned through a ceramic sleeve to realize low-loss internal connection. SC/FC/LC/ST/MU/MTP/MPO and conversion adapters are also available.

Characteristics

- Plastic shell
- Insertion loss $\leq 0.2\text{dB}$
- Durability ≥ 1000 times
- Ceramic ferrule

Complied Standards

- Comply with the standard in IEC 61754-20 and YD/T1272.1-2003



SC simplex




LC duplex

Technical Parameter

Type of optical fiber connectors	LC, SC	
Optical fiber	Single-mode	Multi-mode
Insertion Loss (dB)	Typical value 0.20, maximum value 0.30	Typical value 0.20, maximum value 0.30
Working environment (°C)	-40 to +75	-40 to +75
Environmental protection	Meet the requirements of RoHS	Meet the requirements of RoHS

Product Model

Product Model	Product Description
iCONEC-OPALUD	LC duplex single-mode coupler
iCONEC-OPALUB	LC duplex multimode coupler
iCONEC-OPASUA	SC simplex multimode coupler
iCONEC-OPASUS	SC simplex single-mode coupler



iCONEC® Indoor Fiber Optic Cables

Indoor Optical Fiber Cables ≤ 24 Cores

Several strands of $\phi 900\mu\text{m}$ tight-buffered optical fiber with flame retardant material are the optical transmission medium of the multi-function wiring optical cable. The cable is covered with a layer of aramid fiber, which aims to enhance its capacity of bearing stress. The outermost sheath is made from polyvinyl chloride (PVC) or low smoke-intensity, halogen-free material (LSZH, low smoke-intensity, halogen-free, flame-retardant).

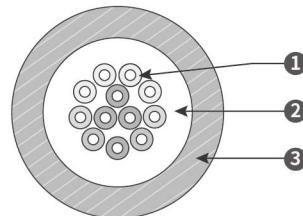
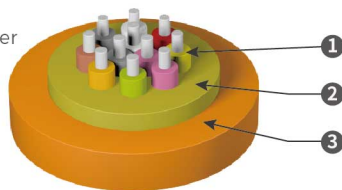
Applications

- Indoor structured cabling
- The backbone wiring cable of the building
- Multi-core optical fiber active connection patch cord



Structural Diagram

- 1 Tight-buffered optical fiber
- 2 Aramid fiber
- 3 Sheath



Characteristics

- Use tight-buffered optical fiber, which is easy to be peeled off
- Tight-buffered optical fiber are flame-retardant
- Reinforced components made from aramid can make optical fiber have good tensile resistance
- The outer sheath materials are corrosion-resistant, waterproof, ultraviolet resistant, flame-retardant and environment-friendly

Main Technical Parameters

Fiber Type	Wavelength Range(nm)	Optical Fiber Attenuation(dB/km)	Full Injection Bandwidth(MHz.km)	Effective Mode Bandwidth(MHz.km)	Minimum Bending Radius(nm)
G.652.D	1310/1550	0.36/0.25	—	—	16
G.657.A2	1310/1550	0.36/0.25	—	—	7.5
OM4(Ala.3)	850/1300	3.0/1.0	3500/500	≥4700@850nm	7.5
OM5(Ala.4)	850/953/1300	3.0/2.0/1.0	3500/1850/500	≥4700@850nm	7.5

Geometric Parameters of the Optical Fiber Cable

Project		Description					
		2	4	6	8	12	24
Tight-buffered optical fiber	Material	LSZH					
	Outer diameter	0.85±0.05					
Reinforcer	Material	Aramid yarn					
Sheath	Material	LSZH					
	Color	G.652.D/G.657.A1/G.657.A2 yellow OM1/OM2 orange OM3/OM4 aqua					
Optical cable diameter (mm)		4.2±0.2	5.0±0.2	5.5±0.2	6.0±0.2	6.5±0.2	8.5±0.2
Reference weight of optical fiber cable (kg/km)		12	18	24	31	37	65

Tight-buffered Optical Fiber Color Spectrum

Serial number	Product Description											
Color	Blue	Orange	Green	Brown	Grey	White	Red	Black	Yellow	Purple	Pink	Dark green
Serial number	13	14	15	16	17	18	19	20	21	22	23	24
Color	Blue +color ring	Orange +color ring	Green +color ring	Brown +color ring	Grey +color ring	White +color ring	Red +color ring	Black +color ring	Yellow +color ring	Purple +color ring	Pink +color ring	Dark green +color ring

Mechanical and Environmental Characteristics

Project		Description	
Tensile strength	IEC60794-1-2 Method E1	Short-term	2/4/6/8/12 cores: 600N
–	–		24 cores: 1320N
		Long-term	2/4/6/8/12 cores: 200N 24 cores: 400N
Crush resistance	IEC60794-1-2 Method E3	Short-term	1000N/10cm
		Long-term	300N/10cm
Impact force	IEC60794-1-2 Method E4	No evident attenuation of accessories	
Alternating bending	IEC60794-1-2 Method E6		
Torsion	IEC60794-1-2 Method E7		
Temperature	IEC60794-1-2 Method F1	20°C to +60°C (transport/storage/operating temperature) -5°C to+50°C (installation temperature)	
Minimum bending radius	Static	10 times of the outer diameter of optical fiber cable	
	Dynamic	20 times of outer diameter of optical fiber cable	

Package

- Packed in wooden plates. Proper tools should be used in transportation to avoid damage to the package and to facilitate handling.
- Keep dry; Keep away from high temperature and sparks; Avoid overbending and extrusion; Avoid mechanical stress and damage.

Printed Label

- In case of free of other requirements, the requirements for the printed label are as follows:
- Color: Black
- Content: Manufacturer, model, date, meter
- Printed label interval: 1m

Supply Length

- Standard length is 2km/plate

Product Model

Product Model	Product Description
iCONEC-OIMPDCH1***S	Indoor single-mode * core-bunched cable, G.652.D, LSZH-1, 9/125µm
iCONEC-OIMPDCH3***S	Indoor single-mode * core-bunched cable, G.652.D, LSZH-3, 9/125µm

iCONEC-OIMPDCNR***S	Indoor single-mode * core-bunched cable, G.652.D, OFNR, 9/125µm
iCONEC-OIMPDCNP***S	Indoor single-mode * core-bunched cable, G.652.D, OFNP, 9/125µm
iCONEC-OIMPDCVC***S	Indoor single-mode * core-bunched cable, G.652.D, PVC, 9/125µm
iCONEC-OIMPDCH1***E	Indoor single-mode * core-bunched cable, G. 657.A2, LSZH-1, 9/125µm
iCONEC-OIMPDCH3***E	Indoor single-mode * core-bunched cable, G.657.A2, LSZH-3, 9/125µm
iCONEC-OIMPDCNR***E	Indoor single-mode * core-bunched cable, G.657.A2, OFNR, 9/125µm
iCONEC-OIMPDCNP***E	Indoor single-mode * core-bunched cable, G.657.A2, OFNP, 9/125µm
iCONEC-OIMPDCVC***E	Indoor single-mode * core-bunched cable, G.657.A2, PVC, 9/125µm
iCONEC-OIMPDCH1***F	Indoor single-mode * core-bunched cable, G.657.B3, LSZH-1, 9/125µm
iCONEC-OIMPDCH3***F	Indoor single-mode * core-bunched cable, G.657.B3, LSZH-3, 9/125µm
iCONEC-OIMPDCNR***F	Indoor single-mode * core-bunched cable, G.657.B3, OFNR, 9/125µm
iCONEC-OIMPDCNP***F	Indoor single-mode * core-bunched cable, G.657.B3, OFNP, 9/125µm
iCONEC-OIMPDCVC***F	Indoor single-mode * core-bunched cable, G.657.B3, PVC, 9/125µm
iCONEC-OIMPDCH1***M	Indoor multimode * core-bunched cable, OM1, LSZH-1, 62.5/125µm
iCONEC-OIMPDCH3***M	Indoor multimode * core-bunched cable, OM1, LSZH-3, 62.5/125µm
iCONEC-OIMPDCNR***M	Indoor multimode * core-bunched cable, OM1, OFNR, 62.5/125µm
iCONEC-OIMPDCNP***M	Indoor multimode * core-bunched cable, OM1, OFNP, 62.5/125µm
iCONEC-OIMPDCVC***M	Indoor multimode * core-bunched cable, OM1, PVC, 62.5/125µm
iCONEC-OIMPDCH1***B	Indoor multimode * core-bunched cable, OM2, LSZH-1, 50/125µm
iCONEC-OIMPDCH3***B	Indoor multimode * core-bunched cable, OM2, LSZH-3, 50/125µm
iCONEC-OIMPDCNR***B	Indoor multimode * core-bunched cable, OM2, OFNR, 50/125µm
iCONEC-OIMPDCNP***B	Indoor multimode * core-bunched cable, OM2, OFNP, 50/125µm
iCONEC-OIMPDCVC***B	Indoor multimode * core-bunched cable, OM2, PVC, 50/125µm
iCONEC-OIMPDCH1***A	Indoor multimode * core-bunched cable, OM3, LSZH-1, 50/125µm
iCONEC-OIMPDCH3***A	Indoor multimode * core-bunched cable, OM3, LSZH-3, 50/125µm
iCONEC-OIMPDCNR***A	Indoor multimode * core-bunched cable, OM3, OFNR, 50/125µm
iCONEC-OIMPDCNP***A	Indoor multimode * core-bunched cable, OM3, OFNP, 50/125µm
iCONEC-OIMPDCVC***A	Indoor multimode * core-bunched cable, OM3, PVC, 50/125µm
iCONEC-OIMPDCH1***N	Indoor multimode * core-bunched cable, OM4, LSZH-1, 50/125µm
iCONEC-OIMPDCH3***N	Indoor multimode * core-bunched cable, OM4, LSZH-3, 50/125µm
iCONEC-OIMPDCNR***N	Indoor multimode * core-bunched cable, OM4, OFNR, 50/125µm
iCONEC-OIMPDCNP***N	Indoor multimode * core-bunched cable, OM4, OFNP, 50/125µm
iCONEC-OIMPDCVC***N	Indoor multimode * core-bunched cable, OM4, PVC 50/125µm
iCONEC-OIMPDCH1***D	Indoor multimode * core-bunched cable, OM5, LSZH-1, 50/125µm
iCONEC-OIMPDCH3***D	Indoor multimode * core-bunched cable, OM5, LSZH-3, 50/125µm
iCONEC-OIMPDCNR***D	Indoor multimode * core-bunched cable, OM5, OFNR, 50/125µm
iCONEC-OIMPDCNP***D	Indoor multimode * core-bunched cable, OM5, OFNP, 50/125µm
iCONEC-OIMPDCVC***D	Indoor multimode * core-bunched cable, OM5, PVC, 50/125µm

NOTES: In the product model, *** represents 3 digits. For example, the 2-core optical cable is 002.

Indoor Optical Fiber Cables

> 36 Cores

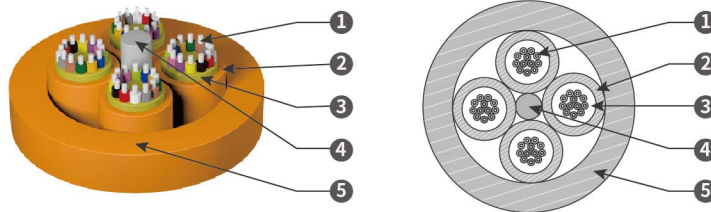
Several strands of $\Phi 900\mu\text{m}$ tight-buffered optical fiber with flame retardant material are the optical transmission medium of the multi-function wiring optical cable. The cable is covered with a layer of aramid fiber, which aims to enhance its capacity of bearing stress. The outermost sheath is made from polyvinyl chloride (PVC) or low smoke-intensity, halogen-free material (LSZH, low smoke-intensity, halogen-free, flame-retardant).

Applications

- Indoor structured cabling
- The backbone wiring cable of the building
- Multi-core optical fiber active connection patch cord

Structural Diagram

- 1 250mm optical fiber
- 2 Subunit
- 3 Aramid fiber
- 4 Central strength member
- 5 Sheath



Characteristics

- Use tight-buffered optical fiber, which is easy to be peeled off
- Tight-buffered optical fiber are flame-retardant
- Reinforced components made from aramid can make optical fiber have good tensile resistance
- The outer sheath materials are corrosion-resistant, waterproof, ultraviolet resistant, flame-retardant and environment-friendly

Complied Standards

- The product conforms to standards of Bellcore GR-409-CORE and ANSI/TIA/EIA-568-C
- LSZH fiber optic cables conform to the standard of IEC 60332-3-24 in terms of the flame-retardant property, to IEC 60754-2 in terms of gas emission, and to the standard of IEC 61034-2 in terms of low smoke-intensity and halogen-free emission

Main Technical Parameters

Fiber Type	Wavelength Range(nm)	Optical Fiber Attenuation(dB/km)	Full Injection Bandwidth(MHz.km)	Effective Mode Bandwidth(MHz.km)	Minimum Bending Radius(nm)
G.652.D	1310/1550	0.36/0.25	—	—	16
G.657.A2	1310/1550	0.36/0.25	—	—	7.5
OM4(Ala.3)	850/1300	3.0/1.0	3500/500	≥4700@850nm	7.5
OM5(Ala.4)	850/953/1300	3.0/2.0/1.0	3500/1850/500	≥4700@850nm	7.5

Geometric Parameters of the Optical Fiber Cable

Project		Unit	Description				
Fibre Count		—	36	48	72	96	144
Number of subunits × number of subunit fibers		—	3*12 +1filler	4*12	6*12	8*12	12*12+2 fillers (1+4+10)
Tight-buffered optical fiber	Material	—	LSZH				
	Outer diameter	mm	0.85±0.05				
Subunit optical fiber cable	Material	—	LSZH				
	Reinforcer	—	Aramid yarn				
	Color	—	G.652.D/G.657.A1/G.657.A2 yellow OM1/OM2 orange OM3/OM4 aqua				
Central reinforcer	Material	—	FRP				
Outer sheath	Material	—	LSZH				
	Color	—	G.652.D/G.657.A1/G.657.A2 yellow OM1/OM2 orange OM3/OM4 aqua green				
Optical cable diameter		mm	14.5	14.8	17.5	20.7	24.8
Reference weight of optical fiber cable		kg/km	180	170	254	366	451

Tight-buffered Optical Fiber Color Spectrum

Serial number	Product Description											
Color	Blue	Orange	Green	Brown	Grey	White	Red	Black	Yellow	Purple	Pink	Dark green
Serial number	13	14	15	16	17	18	19	20	21	22	23	24
Color	Blue +color ring	Orange +color ring	Green +color ring	Brown +color ring	Grey +color ring	White +color ring	Red +color ring	Black +color ring	Yellow +color ring	Purple +color ring	Pink +color ring	Dark green +color ring

Serial Number on Subunit Printed Labels

- Mark numbers (1, 2, 3, 4,...., 11, 12) at 150 mm intervals on the surface of the outer sheath

Mechanical and Environmental Characteristics

Project	Testing standards	Description	
Tensile strength	IEC60794-1-2 Method E1	Short-term	1320N
		Long-term	400
Crush resistance	IEC60794-1-2 Method E3	Short-term	1000N/10cm
		Long-term	300N/10cm
Impact force	IEC60794-1-2 Method E4	No evident attenuation of accessories	
Alternating bending	IEC60794-1-2 Method E6		
Torsion	IEC60794-1-2 Method E7		
Temperature	IEC60794-1-2 Method F1	20°C to +60°C (transportat/storage/operating temperature) -5 °C to +50°C (installation temperature)	
Minimum bending radius	Static	10 times of outer diameter of optical fiber cable	
	Dynamic	20 times of outer diameter of optical fiber cable	

Package

- Packed in wooden plates. Proper tools should be used in transportation to avoid damage to the package and to facilitate handling.
- Keep dry; Keep away from high temperature and sparks; Avoid overbending and extrusion; Avoid mechanical stress and damage

Printed Label

- In case of free of other requirements, the requirements for the printed label are as follows:
- Color: Black
- Content: Manufacturer, model, date, meter label
- Printed label interval: 1m

Supply Length

- The standard length is 36/48/72 cores: 1km/plate, 96/144 cores: 500m/plate

Product Model

Product Model	Product Description
iCONEC-OIMPDCHI***S	Indoor single-mode * core-bunched cable, G.652D, LSZH-1, 9/125µm
iCONEC-OIMPDCH3***S	Indoor single-mode * core-bunched cable, G.652D, LSZH-3, 9/125µm

iCONEC-OIMPDCNR***S	Indoor single-mode * core-bunched cable, G.652D, OFNR, 9/125µm
iCONEC-OIMPDCNP***S	Indoor single-mode * core-bunched cable, G.652.D, OFNP, 9/125µm
iCONEC-OIMPDCVC***S	Indoor single-mode * core-bunched cable, G.652.D, PVC, 9/125µm
iCONEC-OIMPDCH1***E	Indoor single-mode * core-bunched cable, G. 657.A2, LSZH-1, 9/125µm
iCONEC-OIMPDCH3***E	Indoor single-mode * core-bunched cable, G.657.A2, LSZH-3, 9/125µm
iCONEC-OIMPDCNR***E	Indoor single-mode * core-bunched cable, G.657.A2, OFNR, 9/125µm
iCONEC-OIMPDCNP***E	Indoor single-mode * core-bunched cable, G.657.A2, OFNP, 9/125µm
iCONEC-OIMPDCVC***E	Indoor single-mode * core-bunched cable, G.657.A2, PVC, 9/125µm
iCONEC-OIMPDCH1***F	Indoor single-mode * core-bunched cable, G.657.B3, LSZH-1, 9/125µm
iCONEC-OIMPDCH3***F	Indoor single-mode * core-bunched cable, G.657.B3, LSZH-3, 9/125µm
iCONEC-OIMPDCNR***F	Indoor single-mode * core-bunched cable, G.657.B3, OFNR, 9/125µm
iCONEC-OIMPDCNP***F	Indoor single-mode * core-bunched cable, G.657.B3, OFNP, 9/125µm
iCONEC-OIMPDCVC***F	Indoor single-mode * core-bunched cable, G.657.B3, PVC, 9/125µm
iCONEC-OIMPDCH1***M	Indoor multimode * core-bunched cable, OM1, LSZH-1, 62.5/125µm
iCONEC-OIMPDCH3***M	Indoor multimode * core-bunched cable, OM1, LSZH-3, 62.5/125µm
iCONEC-OIMPDCNR***M	Indoor multimode * core-bunched cable, OM1, OFNR, 62.5/125µm
iCONEC-OIMPDCNP***M	Indoor multimode * core-bunched cable, OM1, OFNP, 62.5/125µm
iCONEC-OIMPDCVC***M	Indoor multimode * core-bunched cable, OM1, PVC, 62.5/125µm
iCONEC-OIMPDCH1***B	Indoor multimode * core-bunched cable, OM2, LSZH-1, 50/125µm
iCONEC-OIMPDCH3***B	Indoor multimode * core-bunched cable, OM2, LSZH-3, 50/125µm
iCONEC-OIMPDCNR***B	Indoor multimode * core-bunched cable, OM2, OFNR, 50/125µm
iCONEC-OIMPDCNP***B	Indoor multimode * core-bunched cable, OM2, OFNP, 50/125µm
iCONEC-OIMPDCVC***B	Indoor multimode * core-bunched cable, OM2, PVC, 50/125µm
iCONEC-OIMPDCH1***A	Indoor multimode * core-bunched cable, OM3, LSZH-1, 50/125µm
iCONEC-OIMPDCH3***A	Indoor multimode * core-bunched cable, OM3, LSZH-3, 50/125µm
iCONEC-OIMPDCNR***A	Indoor multimode * core-bunched cable, OM3, OFNR, 50/125µm
iCONEC-OIMPDCNP***A	Indoor multimode * core-bunched cable, OM3, OFNP, 50/125µm
iCONEC-OIMPDCVC***A	Indoor multimode * core-bunched cable, OM3, PVC, 50/125µm
iCONEC-OIMPDCH1***N	Indoor multimode * core-bunched cable, OM4, LSZH-1, 50/125µm
iCONEC-OIMPDCH3***N	Indoor multimode * core-bunched cable, OM4, LSZH-3, 50/125µm
iCONEC-OIMPDCNR***N	Indoor multimode * core-bunched cable, OM4, OFNR, 50/125µm
iCONEC-OIMPDCNP***N	Indoor multimode * core-bunched cable, OM4, OFNP, 50/125µm
iCONEC-OIMPDCVC***N	Indoor multimode * core-bunched cable, OM4, PVC 50/125µm
iCONEC-OIMPDCH1***D	Indoor multimode * core-bunched cable, OM5, LSZH-1, 50/125µm
iCONEC-OIMPDCH3***D	Indoor multimode * core-bunched cable, OM5, LSZH-3, 50/125µm
iCONEC-OIMPDCNR***D	Indoor multimode * core-bunched cable, OM5, OFNR, 50/125µm
iCONEC-OIMPDCNP***D	Indoor multimode * core-bunched cable, OM5, OFNP, 50/125µm
iCONEC-OIMPDCVC***D	Indoor multimode * core-bunched cable, OM5, PVC, 50/125µm

NOTES: In the product model, *** represents 3 digits. For example, the 36-core optical cable is 036.

iCONEC® Outdoor Fiber Optic Cables

iCONEC-OCTA

Applications

- Mainly applied to the connection between outdoor buildings. It has some mechanical and environmental characteristics such as pressure resistance, tension resistance, corrosion resistance, high temperature and low temperature resistance.
- The iCONEC-OCTA fiber optic cable is constructed with a 250µm optical fiber in a loose sleeve made from high-modulus materials and filled with waterproof compound. The center of the cable core is one piece of metal strength member. For fiber optic cables with a certain number of cable cores, a layer of polyethylene (PE) needs to be applied outside the metal strength member. The loose sleeve (and the filling rope) is twisted around the central strength member to form a compact and round cable core whose gaps are filled with water-blocking fillers. Plastic coated aluminum strip (APL) is longitudinally wrapped and then extruded into polyethylene sheath to form cables

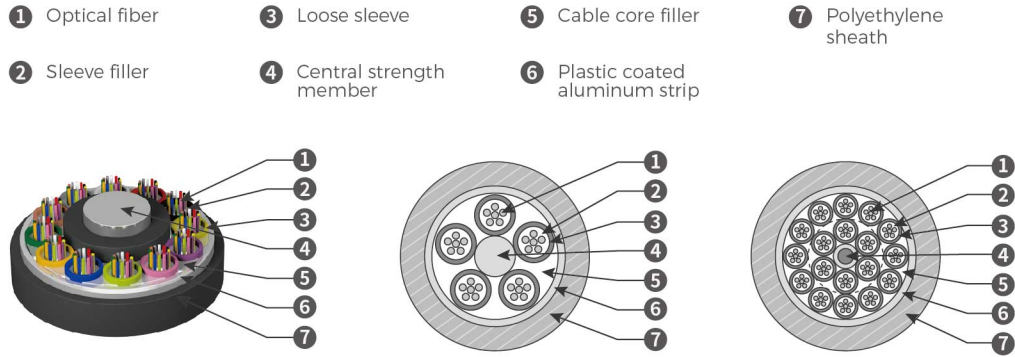
Characteristics

- It has good mechanical properties and temperature characteristics
- The loose sleeve is made of materials with good hydrolysis resistance and high strength
- The sleeve is filled with a special ointment to protect the optical fiber
- The specially designed compact optical cable structure effectively prevents the sleeve from retracting
- PE sheath has excellent resistance to ultraviolet radiation
- The following measures are taken to ensure the optical cable is waterproof:
 - A single steel wire as the central strength member
 - The loose sleeve is filled with special waterproof compound
 - Complete filling of cable core
 - Moisture-proof layer of the plastic coated aluminum strip (APL)

Complied Standards

- The YOFC iCONEC-OCTA conforms to the standard of YD/T 901 and IEC60794-1





Optical Properties

Fiber Type	Attenuation (+20°C)				Bandwidth		Numerical aperture	Cable cut-off wavelength
	@850nm	@1300nm	@1310nm	@1550nm	@850nm	@1300nm		
G.652	—	—	≤0.36dB/km	≤0.22dB/km	—	—	—	≤1260nm
G.655	—	—	≤0.40dB/km	≤0.23dB/km	—	—	—	≤1450nm
50/125μm	≤3.3dB/km	≤1.2dB/km	—	—	≥500MHz·km	≥500MHz·km	0.200±0.015 NA	—
62.5/125μm	≤3.5dB/km	≤1.2dB/km	—	—	≥200MHz·km	≥500MHz·km	0.275±0.015 NA	—

Structural Parameters

Optical cable model (Increment by 2 fibers)	Fiber count	Sleeve count	Filling rope count	Reference cable weight (kg/km)	Outer diameter (mm)	Tensile strength for long/short term (N)	Crush resistance for long/short term (N/100mm)	Bending radius
iCONEC-OCTA002-006	2-6	1	4	76	7.8	600/1500	300/1000	10D/20D
iCONEC-OCTA008-012	8-12	2	3	76	7.8			
iCONEC-OCTA014-018	14-18	3	2	76	7.8			
iCONEC-OCTA020-024	20-24	4	1	76	7.8			
iCONEC-OCTA026-030	26-30	5	0	76	7.8			
iCONEC-OCTA032-036	32-36	6	0	85	8.1			
iCONEC-OCTA038-048	38-48	4	1	90	9.2			
iCONEC-OCTA050-060	50-60	5	0	90	9.2			
iCONEC-OCTA062-072	62-72	6	0	113	9.6			
iCONEC-OCTA074-084	74-84	7	1	136	11			
iCONEC-OCTA086-096	86-96	8	0	136	11			
iCONEC-OCTA098-108	98-108	9	1	163	12			
iCONEC-OCTA110-120	110-120	10	0	163	12			
iCONEC-OCTA122-132	122-132	11	1	190	13.2			
iCONEC-OCTA134-144	134-144	12	0	190	13.2			
iCONEC-OCTA146-216	146-216	13-18	5-0	190	13.7			
iCONEC-OCTA288	288	24	0	239	15.5			

Product Model

Product Model	Product Description
iCONEC-OCTA***S	* Core single-mode loose sleeve layer-stranding moisture-proof fiber cable, G.652.D, 9/125μm
iCONEC-OCTA***E	* Core single-mode loose sleeve layer-stranding moisture-proof fiber cable, G.657.A2, 9/125μm
iCONEC-OCTA***F	* Core single-mode loose sleeve layer-stranding moisture-proof fiber cable, G.657.B3, 9/125μm
iCONEC-OCTA***M	* Core multimode loose sleeve layer-stranding moisture-proof fiber cable, OM1, 62.5/125μm
iCONEC-OCTA***B	* Core multimode loose sleeve layer-stranding moisture-proof fiber cable, OM2, 50/125μm
iCONEC-OCTA***A	* Core multimode loose sleeve layer-stranding moisture-proof fiber cable, OM3, 50/125μm
iCONEC-OCTA***N	* Core multimode loose sleeve layer-stranding moisture-proof fiber cable, OM4, 50/125μm
iCONEC-OCTA***D	* Core multimode loose sleeve layer-stranding moisture-proof fiber cable, OM5, 50/125μm

Remarks: In the product model, *** represents 3 digits. For example, the 2-core optical cable is 002.
Storage and operating temperature: -40°C to +70°C.
Applicable to: Pipeline, overhead

iCONEC-OCTAZ

Applications

- Mainly applied to the connection between outdoor bulidings. It has some mechanical and environmental characteristics such as pressure resistance, tension resistance, corrosion resistance, high temperature and low temperature resistance.
- The iCONEC-OCTAZ fiber optic cable is constructed with a 250μm optical fiber in a loose sleeve made from high-modulus materials and filled with waterproof compound. The center of the cable core is one piece of metal strength member. For fiber optic cables with a certain number of cable cores, a layer of polyethylene (PE) needs to be applied outside the metal strength member. The loose sleeve (and the filling rope) is twisted around the central strength member to form a compact and round cable core whose gaps are filled with water-blocking fillers. Aluminium polyethylene laminate (APL) is longitudinally wrapped and then extruded flame-retardant sheath to form cables

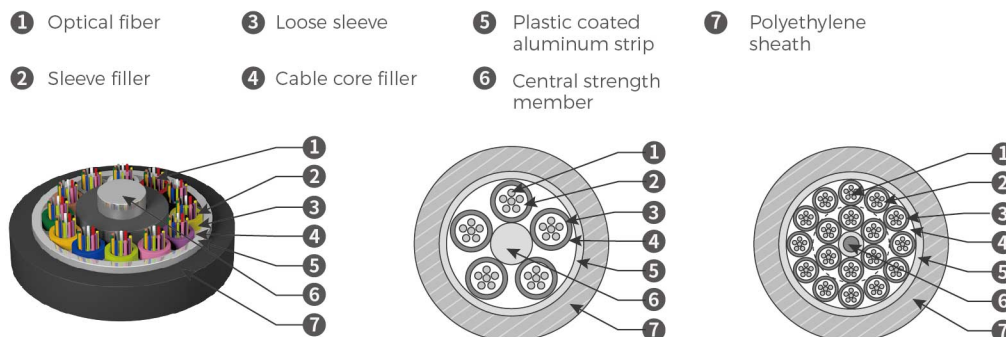
Characteristics

- It has good mechanical properties and temperature characteristics
- The loose sleeve is made of materials with good hydrolysis resistance and high strength
- The sleeve is filled with a special ointment to protect the optical fiber
- The specially designed compact optical cable structure effectively prevents the sleeve from retracting
- PE sheath has excellent resistance to ultraviolet radiation
- The following measures are taken to ensure the optical cable is waterproof:
 - A single steel wire as the central strength member
 - The loose sleeve is filled with special waterproof compound
 - Complete filling of cable core
 - Moisture-proof layer of the plastic coated aluminum strip (APL)



Complied Standards

- iCONEC-OCTAZ optical cables conform to YD/T 901 standard



Optical Properties

Fiber Type	Attenuation (+20°C)				Bandwidth		Numerical aperture	Cable cut-off wavelength
	@850nm	@1300nm	@1310nm	@1550nm	@850nm	@1300nm		
G.652	—	—	≤0.36dB/km	≤0.22dB/km	—	—	—	≤1260nm
G.655	—	—	≤0.40dB/km	≤0.23dB/km	—	—	—	≤1450nm
50/125μm	≤3.3dB/km	≤1.2dB/km	—	—	≥500MHz·km	≥500MHz·km	0.200±0.015 NA	—
62.5/125μm	≤3.5dB/km	≤1.2dB/km	—	—	≥200MHz·km	≥500MHz·km	0.275±0.015 NA	—

Structural Parameters

Optical cable model (Increment by 2 fibers)	Fiber count	Sleeve count	Filling rope count	Reference cable weight (kg/km)	Outer diameter (mm)	Tensile strength for long/short term (N)	Crush resistance for long/short term (N/100mm)	Bending radius
iCONEC-OCTAZ002-006	2-6	1	4	101	7.7	600/1500	300/1000	10D/20D
iCONEC-OCTAZ008-012	8-12	2	3	101	7.7			
iCONEC-OCTAZ014-018	14-18	3	2	101	7.8			
iCONEC-OCTAZ020-024	20-24	4	1	101	7.8			
iCONEC-OCTAZ026-030	26-30	5	0	101	7.8			
iCONEC-OCTAZ032-036	32-36	6	0	111	8.1			
iCONEC-OCTAZ038-048	38-48	4	1	117	9.2			
iCONEC-OCTAZ050-060	50-60	5	0	117	9.2			
iCONEC-OCTAZ062-072	62-72	6	0	144	9.6			
iCONEC-OCTAZ074-084	74-84	7	1	171	11			
iCONEC-OCTAZ086-096	86-96	8	0	171	11			
iCONEC-OCTAZ098-108	98-108	9	1	198	12			
iCONEC-OCTAZ110-120	110-120	10	0	198	12			
iCONEC-OCTAZ122-132	110-132	11	1	229	13.2			
iCONEC-OCTAZ134-144	134-144	12	0	229	13.2			
iCONEC-OCTAZ146-216	146-216	13-18	5-0	229	/			

Product Model

Product Model	Product Description
iCONEC-OCTAZ***S	* Core single-mode loose sleeve layer-stranding moisture-proof & flame-retardant fiber cable, G.652.D, 9/125μm
iCONEC-OCTAZ***E	* Core single-mode loose sleeve layer-stranding moisture-proof & flame-retardant fiber cable, G.657.A2, 9/125μm
iCONEC-OCTAZ***F	* Core single-mode loose sleeve layer-stranding moisture-proof & flame-retardant fiber cable, G.657.B3, 9/125μm
iCONEC-OCTAZ***M	* Core multimode loose sleeve layer-stranding moisture-proof & flame-retardant fiber cable, OM1, 62.5/125μm
iCONEC-OCTAZ***B	* Core multimode loose sleeve layer-stranding moisture-proof & flame-retardant fiber cable, OM2, 50/125μm
iCONEC-OCTAZ***A	* Core multimode loose sleeve layer-stranding moisture-proof & flame-retardant fiber cable, OM3, 50/125μm
iCONEC-OCTAZ***N	* Core multimode loose sleeve layer-stranding moisture-proof & flame-retardant fiber cable, OM4, 50/125μm
iCONEC-OCTAZ***D	* Core multimode loose sleeve layer-stranding moisture-proof & flame-retardant fiber cable, OM5, 50/125μm

Remarks: In the product model, *** represents 3 digits. For example, the 2-core optical cable is 002.
Storage and operating temperature: -40°C to +70°C.
Applicable to: Pipeline, overhead

CONEC-OCTS

Applications

- Mainly applied to the connection between outdoor buildings. It has some mechanical and environmental characteristics such as pressure resistance, tension resistance, corrosion resistance, high temperature and low temperature resistance.
- The iCONEC-OCTS fiber optic cable is constructed with a 250μm optical fiber in a loose sleeve made from high-modulus materials and filled with waterproof compound. The center of the cable core is one piece of metal strength member. For fiber optic cables with a certain number of cable cores, a layer of polyethylene (PE) needs to be applied outside the metal strength member. The loose sleeve (and the filling rope) is twisted around the central strength member to form a compact and round cable core whose gaps are filled with water-blocking fillers. Double-sided plastic coated steel strip (PSP) is longitudinally wrapped to form cables through extrusion of a polyethylene sheath

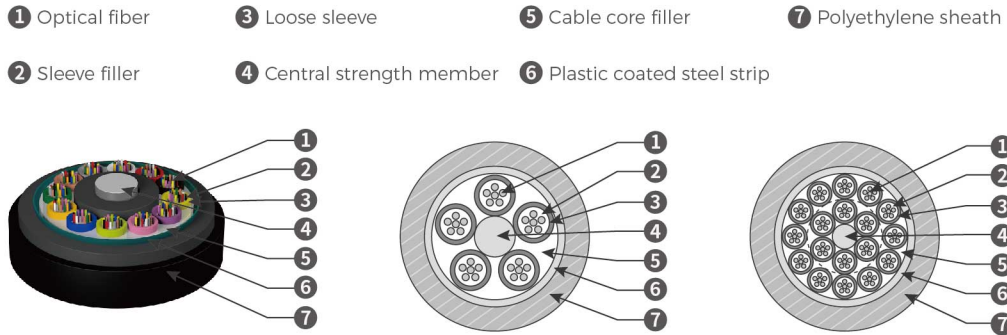
Characteristics

- It has good mechanical properties and temperature characteristics
- The loose sleeve is made of materials with good hydrolysis resistance and high strength
- The sleeve is filled with a special ointment to protect the optical fiber
- The specially designed compact optical cable structure effectively prevents the sleeve from retracting
- It has good compression resistance and flexibility
- PE sheath has excellent resistance to ultraviolet radiation
- The following measures are taken to ensure the optical cable is waterproof:
 - A single steel wire as the central strength member
 - The loose sleeve is filled with special waterproof compound
 - Complete filling of cable core
 - Double-sided coated plastic steel strip (PSP) can improve the moisture resistance of fiber optic cables



Complied Standards

- The YOFC iCONEC-OCTS conforms to the standards of YD/T 901 and IEC 60794-1



Optical Properties

Fiber Type	Attenuation (+20°C)				Bandwidth		Numerical aperture	cut off wavelength
	@850nm	@1300nm	@1310nm	@1550nm	@850nm	@1300nm		
G.652	—	—	≤0.36dB/km	≤0.22dB/km	—	—	—	≤1260nm
G.655	—	—	≤0.40dB/km	≤0.23dB/km	—	—	—	≤1450nm
50/125μm	≤3.3dB/km	≤1.2dB/km	—	—	≥500MHz·km	≥500MHz·km	0.200±0.015 NA	—
62.5/125μm	≤3.5dB/km	≤1.2dB/km	—	—	≥200MHz·km	≥500MHz·km	0.275±0.015 NA	—

Structural Parameters

Optical cable model (Increment by 2 fibers)	Fiber count	Sleeve count	Filling rope count	Reference cable weight (kg/km)	Outer diameter (mm)	Tensile strength for long/short term (N)	Crush resistance for long/short term (N/100mm)	Bending radius
iCONEC-OCTS002-006	2-6	1	4	96	7.8	600/1500	300/1000	10D/20D
iCONEC-OCTS008-012	8-12	2	3	96	7.8			
iCONEC-OCTS014-018	14-18	3	2	96	7.8			
iCONEC-OCTS020-024	20-24	4	1	96	7.8			
iCONEC-OCTS026-030	26-30	5	0	96	7.8			
iCONEC-OCTS032-036	32-36	6	0	96	8.1			
iCONEC-OCTS038-048	38-48	4	1	111	9.2			
iCONEC-OCTS050-060	50-60	5	0	111	9.2			
iCONEC-OCTS062-072	62-72	6	0	138	9.6			
iCONEC-OCTS074-084	74-84	7	1	168	11			
iCONEC-OCTS086-096	86-96	8	0	168	11			
iCONEC-OCTS098-108	98-108	9	1	195	12			
iCONEC-OCTS110-120	110-120	10	0	195	12			
iCONEC-OCTS122-132	110-132	11	1	228	13.3			
iCONEC-OCTS134-144	134-144	12	0	228	13.3			
iCONEC-OCTS146-216	146-216	13-18	5-0	228	13.9			
iCONEC-OCTS288	288	24	0	283	15.4			

Product Model

Product Model	Product Description
iCONEC-OCTA***S	* Core single-mode loose sleeve layer-stranding metal armored fiber cable, G.652.D, 9/125μm
iCONEC-OCTA***E	* Core single-mode loose sleeve layer-stranding metal armored fiber cable, G.657.A2, 9/125μm
iCONEC-OCTA***F	* Core single-mode loose sleeve layer-stranding metal armored fiber cable, G.657.B3, 9/125μm
iCONEC-OCTA***M	* Core multimode loose sleeve layer-stranding metal armored fiber cable, OM1, 62.5/125μm
iCONEC-OCTA***B	* Core multimode loose sleeve layer-stranding metal armored fiber cable, OM2, 50/125μm
iCONEC-OCTA***A	* Core multimode loose sleeve layer-stranding metal armored fiber cable, OM3, 50/125μm
iCONEC-OCTA***N	* Core multimode loose sleeve layer-stranding metal armored fiber cable, OM4, 50/125 μm
iCONEC-OCTA***D	* Core multimode loose sleeve layer-stranding metal armored fiber cable, OM5, 50/125μm

NOTES: In the product model, *** represents 3 digits. For example, the 2-core optical cable is 002.
Storage and operating temperature: -40°C to +70°C.
Applicable to: Pipeline, overhead, directly buried.


iCONEC-OCTSZ

Applications

- Mainly applied to the connection between outdoor bulidings. It has some mechanical and environmental characteristics such as pressure resistance, tension resistance, corrosion resistance, high temperature and low temperature resistance.
- The iCONEC-OCTSZ fiber optic cable is constructed with a 250μm optical fiber in a loose sleeve made from high-modulus materials and filled with waterproof compound. The center of the cable core is one piece of metal strength member. For fiber optic cables with a certain number of cable cores, a layer of polyethylene (PE) needs to be applied outside the metal strength member. The loose sleeve (and the filling rope) is twisted around the central strength member to form a compact and round cable core whose gaps are filled with water-blocking fillers. Double-sided plastic coated steel strip (PSP) is longitudinally wrapped to form cables through extrusion of a flame-retardant sheath

Characteristics

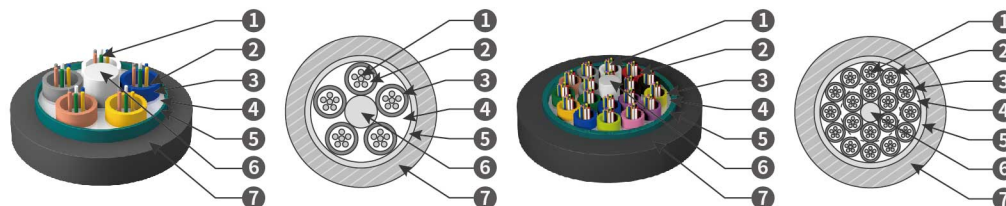
- It has good mechanical properties and temperature characteristics
- The loose sleeve is made of materials with good hydrolysis resistance and high strength
- The sleeve is filled with a special ointment to protect the optical fiber
- The specially designed compact optical cable structure effectively prevents the sleeve from retracting
- It has good compression resistance and flexibility
- Special sheath is exceedingly flame-retardant.
- The following measures are taken to ensure the optical cable is waterproof:
 - A single steel wire as the central strength member
 - The loose sleeve is filled with special waterproof compound
 - Complete filling of core
 - Double-sided coated plastic steel strip (PSP) can improve the moisture resistance of fiber optic cables;



Complied Standards

- YOFC iCONEC-OCTSZ optical cables conform to YD/T 901 standard

- ① optical fiber ③ loose sleeve ⑤ plastic-coated steel strip ⑦ polyethylene sheath
 ② Sleeve filler ④ Cable core filler ⑥ Central strength member



Optical Properties

Fiber Type	Attenuation (+20°C)				Bandwidth		Numerical aperture	cut off wavelength
	@850nm	@1300nm	@1310nm	@1550nm	@850nm	@1300nm		
G.652	—	—	≤0.36dB/km	≤0.22dB/km	—	—	—	≤1260nm
G.655	—	—	≤0.40dB/km	≤0.23dB/km	—	—	—	≤1450nm
50/125μm	≤3.3dB/km	≤1.2dB/km	—	—	≥500MHz·km	≥500MHz·km	0.200±0.015 NA	—
62.5/125μm	≤3.5dB/km	≤1.2dB/km	—	—	≥200MHz·km	≥500MHz·km	0.275±0.015 NA	—

Structural Parameters

Optical cable model (Increment by 2 fibers)	Fiber count	Sleeve count	Filling rope count	Reference cable weight (kg/km)	Outer diameter (mm)	Tensile strength for long/short term (N)	Crush resistance for long/short term (N/100mm)	Bending radius
iCONEC-OCTSZ002-006	2-6	1	4	118	7.7	600/1500	300/1000	10D/20D
iCONEC-OCTSZ008-012	8-12	2	3	118	7.7			
iCONEC-OCTSZ014-018	14-18	3	2	118	7.8			
iCONEC-OCTSZ020-024	20-24	4	1	118	7.8			
iCONEC-OCTSZ026-030	26-30	5	0	118	7.8			
iCONEC-OCTSZ032-036	32-36	6	0	131	8.1			
iCONEC-OCTSZ038-048	38-48	4	1	139	9.2			
iCONEC-OCTSZ050-060	50-60	5	0	139	9.2			
iCONEC-OCTSZ062-072	62-72	6	0	170	9.6			
iCONEC-OCTSZ074-084	74-84	7	1	200	11			
iCONEC-OCTSZ086-096	86-96	8	0	200	11			
iCONEC-OCTSZ098-108	98-108	9	1	230	12			
iCONEC-OCTSZ110-120	110-120	10	0	230	12			
iCONEC-OCTSZ122-132	110-132	11	1	268	13.2			
iCONEC-OCTSZ134-144	134-144	12	0	268	13.2			
iCONEC-OCTSZ146-216	146-216	13-18	5-0	268	/			
iCONEC-OCTSZ288	288	24	0	360	/			

Product Model

Product Model	Product Description
iCONEC-OCTAZ***S	* Core single-mode loose sleeve layer-stranding metal armored flame-retardant fiber cable, G.652.D, 9/125μm
iCONEC-OCTAZ***E	* Core single-mode loose sleeve layer-stranding metal armored flame-retardant fiber cable, G.657.A2, 9/125μm
iCONEC-OCTAZ***F	* Core single-mode loose sleeve layer-stranding metal armored flame-retardant fiber cable, G.657.A2, 9/125μm
iCONEC-OCTAZ***M	* Core multimode loose sleeve layer-stranding metal armored flame-retardant fiber cable, OM1, 62.5/125μm
iCONEC-OCTAZ***B	* Core multimode loose sleeve layer-stranding metal armored flame-retardant fiber cable, OM2, 50/125μm
iCONEC-OCTAZ***A	* Core multimode loose sleeve layer-stranding metal armored flame-retardant fiber cable, OM3, 50/125μm
iCONEC-OCTAZ***N	* Core multimode loose sleeve layer-stranding metal armored flame-retardant fiber cable, OM4, 50/125μm
iCONEC-OCTAZ***D	* Core multimode loose sleeve layer-stranding metal armored flame-retardant fiber cable, OM5, 50/125μm

Remarks: In the product model, *** represents 3 digits. For example, the 2-core optical cable is 002.
 Storage and operating temperature: -40°C to +70°C.
 Applicable to: Overhead.


iCONEC-OCTN

Applications

- Mainly applied to the connection between outdoor buildings. It has some mechanical and environmental characteristics such as pressure resistance, tension resistance, corrosion resistance, high temperature and low temperature resistance.
- The iCONEC- OCTN fiber optic cable is constructed with a 250μm optical fiber in a loose sleeve made from high-modulus materials and filled with waterproof compound. The center of the core is a piece of glass fiber reinforced plastic (FRP). The loose sleeve (and the filling rope) is twisted around the central strength member to form a compact and round cable core whose gaps are filled with water-blocking fillers. A polyethylene sheath is extruded on the outside of the cable core to form the cable

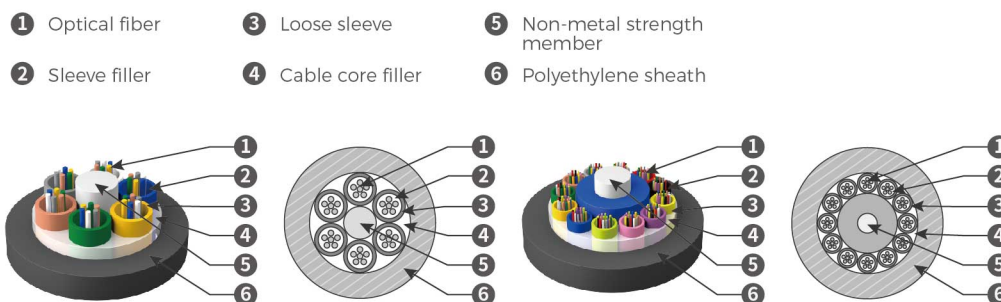
Characteristics

- It has good mechanical properties and temperature characteristics.
- The loose sleeve is made of materials with good hydrolysis resistance and high strength
- The pipe is filled with special grease which can protect the optical fiber critically.
- It has good compression resistance and flexibility;
- The following measures are adopted to ensure the waterproof performance of fiber optic cables:
- A single non-metal central strength member
- The loose sleeve is filled with special waterproof compound
- Complete filling of core



Complied Standards

- The YOFC iCONEC-OCTN complies with YD/T 901 and IEC60794-1 standards



Optical Properties

Fiber Type	Attenuation (+20°C)				Bandwidth		Numerical aperture	cut off wavelength
	@850nm	@1300nm	@1310nm	@1550nm	@850nm	@1300nm		
G.652	—	—	≤0.36dB/km	≤0.22dB/km	—	—	—	≤1260nm
G.655	—	—	≤0.40dB/km	≤0.23dB/km	—	—	—	≤1450nm
50/125μm	≤3.3dB/km	≤1.2dB/km	—	—	≥500MHz·km	≥500MHz·km	0.200±0.015 NA	—
62.5/125μm	≤3.5dB/km	≤1.2dB/km	—	—	≥200MHz·km	≥500MHz·km	0.275±0.015 NA	—

Structural Parameters

Optical cable model (Increment by 2 fibers)	Fiber count	Sleeve count	Filling rope count	Reference cable weight (kg/km)	Outer diameter (mm)	Tensile strength for long/short term (N)	Crush resistance for long/short term (N/100mm)	Bending radius
iCONEC-OCTN002-006	2-6	1	5	86	10.1	400/1000	300/1000	10D/20D
iCONEC-OCTN008-012	8-12	2	4	86	10.1			
iCONEC-OCTN014-018	14-18	3	3	86	10.1			
iCONEC-OCTN020-024	20-24	4	2	86	10.1			
iCONEC-OCTN026-030	26-30	5	1	86	10.1			
iCONEC-OCTN032-036	32-36	6	0	86	10.1			
iCONEC-OCTN038-048	38-48	4	2	109	10.5			
iCONEC-OCTN050-060	50-60	5	1	109	10.5			
iCONEC-OCTN062-072	62-72	6	0	109	10.5	600/1500		
iCONEC-OCTN002-006	2-6	1	6	98	10.4			
iCONEC-OCTN008-012	8-12	2	5	98	10.4			
iCONEC-OCTN014-018	14-18	3	4	98	10.4			
iCONEC-OCTN020-024	20-24	4	3	98	10.4			
iCONEC-OCTN026-030	26-30	5	2	98	10.4			
iCONEC-OCTN032-036	32-36	6	1	98	10.4			
iCONEC-OCTN038-042	38-42	7	0	98	10.4			
iCONEC-OCTN054-048	44-48	4	3	115	/			

iCONEC-OCTN050-060	50-60	5	2	115	/	600/1500		
iCONEC-OCTN062-072	62-72	6	1	115	/			
iCONEC-OCTN002-006	2-6	1	7	119	11.5	1000/3000	300/1000	10D/20D
iCONEC-OCTN008-012	8-12	2	6	119	11.5			
iCONEC-OCTN014-018	14-18	3	5	119	11.5			
iCONEC-OCTN020-024	20-24	4	4	119	11.5			
iCONEC-OCTN026-030	26-30	5	3	119	11.5			
iCONEC-OCTN032-036	32-36	6	2	119	11.5			
iCONEC-OCTN038-042	38-42	7	1	119	11.5			
iCONEC-OCTN038-048	44-48	8	0	119	11.5			
iCONEC-OCTN050-060	50-60	5	3	125	11.9			
iCONEC-OCTN062-072	62-72	6	2	125	11.9			
iCONEC-OCTN074-084	74-84	7	1	125	11.9			
iCONEC-OCTN086-096	86-96	8	0	125	11.9			
iCONEC-OCTN098-108	98-108	9	1	149	13.2			
iCONEC-OCTN110-120	110-120	10	0	149	13.2			
iCONEC-OCTN122-132	110-132	11	1	179	14.5			
iCONEC-OCTN134-144	134-144	12	0	179	14.5			

Product Model

Product Model	Product Description
iCONEC-OCTN***S	* Core single-mode loose sleeve layer-stranding non-metal reinforced non-armored optical cable, G.652.D, 9/125µm
iCONEC-OCTN***E	* Core single-mode loose sleeve layer-stranding non-metal reinforced non-armored optical cable, G.657.A2, 9/125µm
iCONEC-OCTN***F	* Core single-mode loose sleeve layer-stranding non-metal reinforced non-armored optical cable, G.657.B3, 9/125µm
iCONEC-OCTN***M	* Core multimode loose sleeve layer-stranding non-metal reinforced non-armored optical cable, OM1, 62.5/125µm
iCONEC-OCTN***B	* Core multimode loose sleeve layer-stranding non-metal reinforced non-armored optical cable, OM2, 50/125µm
iCONEC-OCTN***A	* Core multimode loose sleeve layer-stranding non-metal reinforced non-armored optical cable, OM3, 50/125µm
iCONEC-OCTN***N	* Core multimode loose sleeve layer-stranding non-metal reinforced non-armored optical cable, OM4, 50/125µm
iCONEC-OCTN***D	* Core multimode loose sleeve layer-stranding non-metal reinforced non-armored optical cable, OM5, 50/125µm

Remarks: In the product model, *** represents 3 digits. For example, the 2-core optical cable is 002.

Storage and operating temperature: -40°C to +70°C.

Applicable to: Pipeline, overhead

iCONEC-OCTNZ

Applications

- Mainly applied to the connection between outdoor buildings. It has some mechanical and environmental characteristics such as pressure resistance, tension resistance, corrosion resistance, high temperature and low temperature resistance.
- The iCONEC-OCTNZ fiber optic cable is constructed with a 250 μ m optical fiber in a loose sleeve made from high-modulus materials and filled with waterproof compound. The center of the core is a piece of glass fiber reinforced plastic (FRP). The loose sleeve (and the filling rope) is twisted around the central strength member to form a compact and round cable core whose gaps are filled with water-blocking fillers. A flame retardant sheath is extruded on the outside of the cable core to form the cable

Characteristics

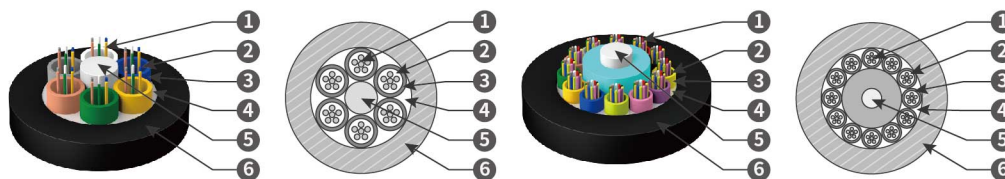
- It has good mechanical properties and temperature characteristics.
- The loose sleeve is made of materials with good hydrolysis resistance and high strength
- The pipe is filled with special grease which can protect the optical fiber critically.
- It has good compression resistance and flexibility;
- The following measures are adopted to ensure the waterproof performance of fiber optic cables:
- A single non-metal central strength member
- The loose sleeve is filled with special waterproof compound
- Complete filling of core

Complied Standards

- The YOFC iCONEC-OCTN complies with YD/T 901 and IEC60794-1 standards



- | | | |
|-----------------|---------------------|-----------------------------|
| ① Optical fiber | ③ Loose sleeve | ⑤ non-metal strength member |
| ② Sleeve filler | ④ Cable core filler | ⑥ flame-retardant sheath |



Optical Properties

Fiber Type	Attenuation (+20°C)				Bandwidth		Numerical aperture	cut off wavelength
	@850nm	@1300nm	@1310nm	@1550nm	@850nm	@1300nm		
G.652	–	–	≤0.36dB/km	≤0.22dB/km	–	–	–	≤1260nm
G.655	–	–	≤0.40dB/km	≤0.23dB/km	–	–	–	≤1450nm
50/125µm	≤3.3dB/km	≤1.2dB/km	–	–	≥500MHz·km	≥500MHz·km	0.200±0.015 NA	–
62.5/125µm	≤3.5dB/km	≤1.2dB/km	–	–	≥200MHz·km	≥500MHz·km	0.275±0.015 NA	–

Structural Parameters

Optical cable model (Increment by 2 fibers)	Fiber count	Sleeve count	Filling rope count	Reference cable weight (kg/km)	Outer diameter (mm)	Tensile strength for long/short term (N)	Crush resistance for long/short term (N/100mm)	Bending radius				
iCONEC-OCTNZ002-006	2-6	1	5	123	10.7	400/1000	300/1000	10D/20D				
iCONEC-OCTNZ008-012	8-12	2	4	123	10.7							
iCONEC-OCTNZ014-018	14-18	3	3	123	10.7							
iCONEC-OCTNZ020-024	20-24	4	2	123	10.7							
iCONEC-OCTNZ026-030	26-30	5	1	123	10.7							
iCONEC-OCTNZ032-036	32-36	6	0	123	10.7							
iCONEC-OCTNZ002-006	2-6	1	6	131	11	600/1500			300/1000	10D/20D		
iCONEC-OCTNZ008-012	8-12	2	5	131	11							
iCONEC-OCTNZ014-018	14-18	3	4	131	11							
iCONEC-OCTNZ020-024	20-24	4	3	131	11							
iCONEC-OCTNZ026-030	26-30	5	2	131	11							
iCONEC-OCTNZ032-036	32-36	6	1	131	11							
iCONEC-OCTNZ038-042	38-42	7	0	131	11	1000/3000					300/1000	10D/20D
iCONEC-OCTNZ054-048	44-48	4	2	137	11.6							
iCONEC-OCTNZ050-060	50-60	5	1	137	11.6							
iCONEC-OCTNZ062-072	62-72	6	0	137	11.6							
iCONEC-OCTNZ002-006	2-6	1	7	155	12.1							
iCONEC-OCTNZ008-012	8-12	2	6	155	12.1							
iCONEC-OCTNZ014-018	14-18	3	5	155	12.1							
iCONEC-OCTNZ020-024	20-24	4	4	155	12.1							
iCONEC-OCTNZ026-030	26-30	5	3	155	12.1							
iCONEC-OCTNZ032-036	32-36	6	2	155	12.1							
iCONEC-OCTNZ038-042	38-42	7	1	155	12.1							
iCONEC-OCTNZ038-048	44-48	8	0	155	12.1							
iCONEC-OCTNZ050-060	50-60	5	3	162	12.5							
iCONEC-OCTNZ062-072	62-72	6	2	162	12.5							
iCONEC-OCTNZ074-084	74-84	7	1	162	12.5							
iCONEC-OCTNZ086-096	86-96	8	0	162	12.5							
iCONEC-OCTNZ098-108	98-108	9	1	192	13.8							
iCONEC-OCTNZ110-120	110-120	10	0	192	13.8							
iCONEC-OCTNZ122-132	110-132	11	1	228	15.3							
iCONEC-OCTNZ134-144	134-144	12	0	228	15.3							

Product Model

Product Model	Product Description
iCONEC-OCTNZ***S	* Core single-mode loose sleeve layer-stranding non-metal reinforced non-armored flame-retardant fiber cable, G.652.D, 9/125μm
iCONEC-OCTNZ***E	* Core single-mode loose sleeve layer-stranding non-metal reinforced non-armored flame-retardant fiber cable, G.657.A2, 9/125μm
iCONEC-OCTNZ***F	* Core single-mode loose sleeve layer-stranding non-metal reinforced non-armored flame-retardant fiber cable, G.657.B3, 9/125μm
iCONEC-OCTNZ***M	* Core multimode loose sleeve layer-stranding non-metal reinforced non-armored flame-retardant fiber cable, OM1, 62.5/125μm
iCONEC-OCTNZ***B	* Core multimode loose sleeve layer-stranding non-metal reinforced non-armored flame-retardant fiber cable, OM2, 50/125μm
iCONEC-OCTNZ***A	* Core multimode loose sleeve layer-stranding non-metal reinforced non-armored flame-retardant fiber cable, OM3, 50/125μm
iCONEC-OCTNZ***N	* Core multimode loose sleeve layer-stranding non-metal reinforced non-armored flame-retardant fiber cable, OM4, 50/125μm
iCONEC-OCTNZ***D	*Core multimode loose sleeve layer-stranding non-metal reinforced non-armored flame-retardant fiber cable, OM5, 50/125μm

Remarks: In the product model, *** represents 3 digits. For example, the 2-core optical cable is 002.
Storage and operating temperature: -40°C to +70°C.
Applicable to: Pipeline, overhead

iCONEC-OCTQ

Applications

- Mainly applied to the connection between outdoor buildings. It has some mechanical and environmental characteristics such as pressure resistance, tension resistance, corrosion resistance, high temperature and low temperature resistance.
- The iCONEC-OCTQ fiber optic cable is constructed with a 250μm optical fiber in a loose sleeve made from high-modulus materials and filled with waterproof compound. The center of the cable core is one piece of metal strength member. For fiber optic cables with a certain number of cable cores, a layer of polyethylene (PE) needs to be applied outside the metal strength member. The loose sleeve (and the filling rope) is twisted around the central strength member to form a compact and round cable core whose gaps are filled with water-blocking fillers. Plastic coated aluminum strip (APL) is longitudinally wrapped to form a layer of polyethylene inner sheath through extrusion and double-sided plastic coated steel strip (PSP) is longitudinally wrapped to form polyethylene sheath cable through extrusion.

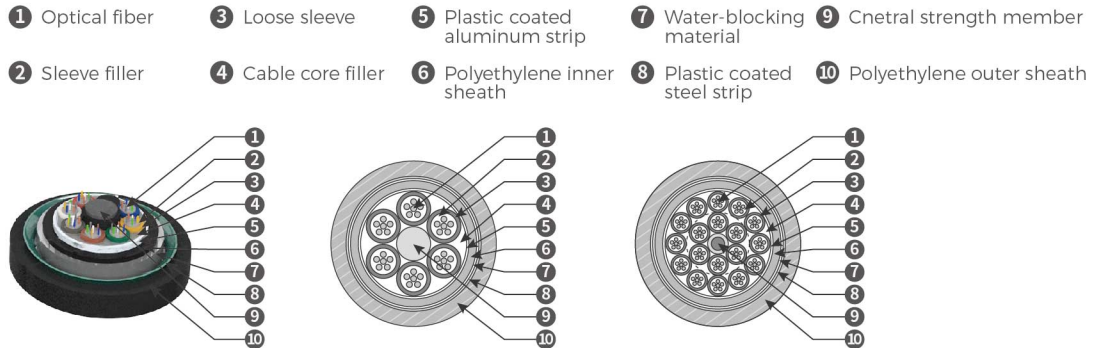
Characteristics

- It has good mechanical properties and temperature characteristics.
- The loose sleeve is made of materials with good hydrolysis resistance and high strength
- The pipe is filled with special grease which can protect the optical fiber critically.
- It has good compression resistance and flexibility;
- The following measures are adopted to ensure the waterproof performance of fiber optic cables:
 - A single metal central strength member
 - The loose sleeve is filled with special waterproof compound
 - Complete filling of core
 - Moisture-proof layer of the plastic coated aluminum strip (APL)
 - Double-sided coated plastic steel strip (PSP) can improve the moisture resistance of fiber optic cables;
 - With good water-blocking material, it can prevent longitudinal water penetration of fiber optic cables



Complied Standards

- The YOFC iCONEC-OCTQ complies with YD/T 901 and IEC60794-1 standards



Optical Properties

Fiber Type	Attenuation (+20°C)				Bandwidth		Numerical aperture	cut off wavelength
	@850nm	@1300nm	@1310nm	@1550nm	@850nm	@1300nm		
G.652	—	—	≤0.36Db/km	≤0.22Db/km	—	—	—	≤1260nm
G.655	—	—	≤0.40Db/km	≤0.23Db/km	—	—	—	≤1450nm
50/125μm	≤3.3Db/km	≤1.2Db/km	—	—	≥500MHz·km	≥500MHz·km	0.200±0.015 NA	—
62.5/125μm	≤3.5Db/km	≤1.2Db/km	—	—	≥200MHz·km	≥500MHz·km	0.275±0.015 NA	—

Structural Parameters

Optical cable model (Increment by 2 fibers)	Fiber count	Sleeve count	Filling rope count	Reference cable weight (kg/km)	Outer diameter (mm)	Tensile strength for long/short term (N)	Crush resistance for long/short term (N/100mm)	Bending radius
iCONEC-OCTQ002-006	2-6	1	5	177	14.9	1000/3000	1000/3000	12.5D/25D
iCONEC-OCTQ008-012	8-12	2	4	177	14.9			
iCONEC-OCTQ014-018	14-18	3	3	177	14.9			
iCONEC-OCTQ020-024	20-24	4	2	177	14.9			
iCONEC-OCTQ026-030	26-30	5	1	177	14.9			
iCONEC-OCTQ032-036	32-36	6	0	177	14.9			
iCONEC-OCTQ038-048	38-48	4	1	194	14.9			
iCONEC-OCTQ050-060	50-60	5	0	194	15.2			
iCONEC-OCTQ062-072	62-72	6	0	204	15.2			
iCONEC-OCTQ074-084	74-84	7	1	239	15.2			
iCONEC-OCTQ086-096	86-96	8	0	239	15.2			
iCONEC-OCTQ098-108	98-108	9	1	275	17.1			
iCONEC-OCTQ110-120	110-120	10	0	275	17.1			
iCONEC-OCTQ122-132	110-132	11	1	312	18.4			
iCONEC-OCTQ134-144	134-144	12	0	312	18.4			
iCONEC-OCTQ146-216	146-216	13-18	5-0	312	/			

Product Model

Product Model	Product Description
iCONEC-OCTQ***S	* Core single-mode loose sleeve layer-stranding reinforced armored fiber cable, G.652.D, 9/125μm
iCONEC-OCTQ***E	* Core single-mode loose sleeve layer-stranding reinforced armored fiber cable, G.657.A2, 9/125μm
iCONEC-OCTQ***F	* Core single-mode loose sleeve layer-stranding reinforced armored fiber cable, G.657.B3, 9/125μm
iCONEC-OCTQ***M	* Core multimode loose sleeve layer-stranding reinforced armored fiber cable, OM1, 62.5/125μm
iCONEC-OCTQ***B	*Core multimode loose sleeve layer-stranding reinforced armored fiber cable, OM2, 50/125μm
iCONEC-OCTQ***A	*Core multimode loose sleeve layer-stranding reinforced armored fiber cable, OM3, 50/125μm
iCONEC-OCTQ***N	*Core multimode loose sleeve layer-stranding reinforced armored fiber cable, OM4, 50/125μm
iCONEC-OCTQ***D	*Core multimode loose sleeve layer-stranding reinforced armored fiber cable, OM5, 50/125μm

Remarks: In the product model, *** represents 3 digits. For example, the 2-core optical cable is 002.
Storage and operating temperature: -40°C to +70°C.
Applicable to: Pipeline, overhead, directly buried.

iCONEC-OCCK

Applications

- Mainly applied to the connection between outdoor bulidings. It has some mechanical and environmental characteristics such as pressure resistance, tension resistance, corrosion resistance, high temperature and low temperature resistance.
- The iCONEC-OCCK fiber optic cable is constructed with a 250μm optical fiber in a loose sleeve made from high-modulus materials and filled with waterproof compound. The loose sleeveLoose tube is longitudinally wrapped with a double-sided plastic-coated steel strip (PSP). The water-blocking material between the steel strip and the loose sleeve is added to ensure the compact and longitudinal water-blocking of the optical cable. Two parallel steel wires are placed on both sides, and then the polyethylene sheath is extruded to form a cable.

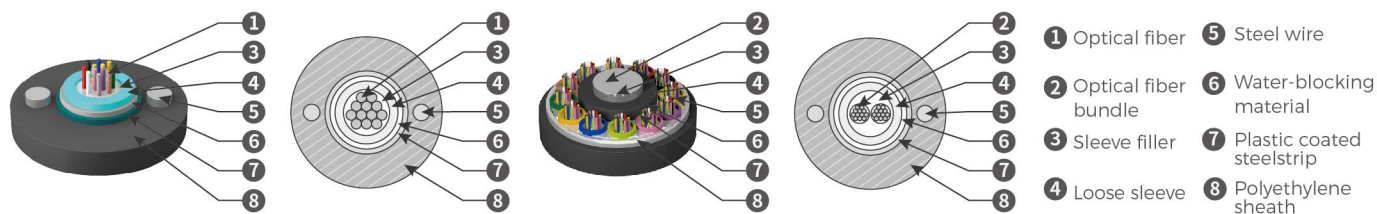
Characteristics

- It has good mechanical properties and temperature characteristics.
- The loose sleeve is made of materials with good hydrolysis resistance and high strength
- The pipe is filled with special grease which can protect the optical fiber critically.
- It has good compression resistance and flexibility;
- Double-sided coated plastic steel strip (PSP) can improve the moisture resistance of fiber optic cables;
- Two parallel steel wires ensure the tensile strength of the fiber optic cables
- Small diameter, lightweight, easy to lay
- Longer delivery length



Complied Standards

- The YOFC iCONEC-OCCK complies with YD/T 769 standards



Optical Properties

Fiber Type	Attenuation (+20°C)				Bandwidth		Numerical aperture	cut off wavelength
	@850nm	@1300nm	@1310nm	@1550nm	@850nm	@1300nm		
G.652	—	—	≤0.36Db/km	≤0.22Db/km	—	—	—	≤1260nm
G.655	—	—	≤0.40Db/km	≤0.23Db/km	—	—	—	≤1450nm
50/125μm	≤3.3Db/km	≤1.2Db/km	—	—	≥500MHz·km	≥500MHz·km	0.200±0.015 NA	—
62.5/125μm	≤3.5Db/km	≤1.2Db/km	—	—	≥200MHz·km	≥500MHz·km	0.275±0.015 NA	—

Structural Parameters

Optical cable model (Increment by 2 fibers)	Fiber count	Reference cable weight (kg/km)	Outer diameter (mm)	Tensile strength for long/short term (N)	Crush resistance for long/short term (N/100mm)	Bending radius
iCONEC-OCCK002-012	2-12	82	8.7	600/1500	300/1000	10D/20D
iCONEC-OCCK014-024	14-24	127	11.5			
iCONEC-OCCK002-012	2-12	124	10.6	1000/3000		
iCONEC-OCCK014-024	14-24	147	12			

Product Model

Product Model	Product Description
iCONEC-OCCK***S	* Core single-mode center tube type lightly armored fiber cable, G.652.D, 9/125μm
iCONEC-OCCK***E	* Core single-mode center tube type lightly armored fiber cable, G.657.A2, 9/125μm
iCONEC-OCCK***F	* Core single-mode center tube type lightly armored fiber cable, G.657.B3, 9/125μm
iCONEC-OCCK***M	* Core multimode center tube type lightly armored fiber cable, OM1, 62.5/125μm
iCONEC-OCCK***B	*Core multimode center tube type lightly armored fiber cable, OM2, 50/125μm
iCONEC-OCCK***A	*Core multimode center tube type lightly armored fiber cable, OM3, 50/125μm
iCONEC-OCCK***N	*Core multimode center tube type lightly armored fiber cable, OM4, 50/125μm
iCONEC-OCCK***D	*Core multimode center tube type lightly armored fiber cable, OM5, 50/125μm

Remarks: In the product model, *** represents 3 digits. For example, the 2-core optical cable is 002.
Storage and operating temperature: -40°C to +70°C.
Applicable to: Pipeline, overhead

